

home packet

for



SPEECH THERAPY

This packet was designed for you to send home with students or post on a private website that your students/parents can access while schools are not in session. You may also email this file to parents. Please DO NOT POST on a public website.

There are 15 different sheets included in this packet. They are all no prep!

The following sheets are included:

- 20 language activities
- 20 articulation activities
- 20 social skills activities
- 20 fluency activities
- write your articulation words
- 4 comprehension passages and question pages
- 2 following directions pages
- 2 YouTube video and question pages
- create a sentence
- describing

20 LANGUAGE ACTIVITIES

Retell a movie you've seen.	Talk about how a whale and an octopus are alike/different.	Read a book with someone.	Tell the steps involved in going to the movies.	Name synonyms: big cold delicious
Name synonyms: little ill close	Tell the steps involved in making a sandwich.	Play Simon Says.	Go outside, perform some actions and name them.	Open a magazine and name things you see.
Read a book with someone and answer questions they ask.	Name antonyms: open easy full	Retell a book you've read.	Tell the steps involved in washing your hands.	Talk about how a lemon and a lime are alike/different.
Talk about how a book and a newspaper are alike/different.	Tell the steps involved in getting ready for bed.	Tell someone how to play your favorite game.	Name antonyms: right happy new	Tell a story about a boy and a dog.

20 ARTICULATION ACTIVITIES

Name 5 words with your sound.	Find words with your sound in a book.	Practice a word with your sound 5 times.	Teach someone how to say your sound.	Write 5 words with your sound.
Find a song that has words with your sound.	Name 4 words with your sound.	Write 4 words with your sound.	Find words with your sound in a magazine.	Make up a silly sentence with words that have your sound.
Make up 2 silly sentences with words that have your sound.	Practice a word with your sound 10 times.	Name 6 words with your sound.	Write 7 words with your sound.	Hop on one foot and say 5 words with your sound.
Find words with your sound in your house.	Write 6 words with your sound.	Close your eyes and say 5 words with your sound.	Name 7 words with your sound.	Practice a word with your sound 15 times.

20 SOCIAL SKILLS ACTIVITIES

Pretend to order at a restaurant.	Talk to your mom or dad about your favorite movie.	Pretend to apologize to someone for something.	Call a friend and ask him/her about their day.	Make an obstacle course and tell someone how to go through it.
Pretend to be the President and give a speech.	Make a list of greetings.	Pretend to order at an ice cream shop.	Play a game with someone.	Write a card to someone.
A friend is sad. What can you ask your friend?	Call a family member and ask him/her about their day.	Play Simon Says with someone.	Make cookies/dinner with someone.	Pretend to be a cashier at a grocery store.
Make a fort with someone.	Ask someone three questions about themselves.	Make a list of ways you can say good-bye to someone.	A friend is mad. What can you ask your friend?	Make a list of things you can do if you are upset.

20 FLUENCY ACTIVITIES

Pretend to order at a restaurant.	Play a game and try to remember to use your strategies.	Say 5 sentences using a fluency strategy.	Tell someone what a movie you like is about.	Pretend to order at an ice cream shop.
Say 2 sentences using a fluency strategy.	Ask someone three different questions.	Pretend to be a weather person and report the weather.	Read a magazine and use your strategies.	Learn about someone who stutters.
Tell your mom or dad about your day.	Teach someone a fluency strategy that you like.	Talk about your favorite food.	Say 3 sentences using a fluency strategy.	Ask someone four different questions.
Call a friend.	Say 4 sentences using a fluency strategy.	Read a book using your fluency strategies.	Call a family member.	Tell someone about a famous person you like and why.

WRITE YOUR ARTICULATION WORDS

Directions: Write a word with your sound in each circle.

COMPREHENSION PASSAGE 1

Directions: Read the passage and answer the questions.

Jasmine's job is to take her dog, Rover, out for a walk every day after school. They usually walk around the block three times because Rover needs a lot of exercise. Jasmine doesn't mind because she likes the fresh air. Today, it is raining, so Jasmine takes a big, red umbrella with her. They only make it around the block twice before it's raining too hard to continue.

Questions:

1. What is Jasmine's dog's name?
2. How many times do they usually walk around the block?
3. Why do they need to walk so far?
4. What does Jasmine take with her today?
5. Why do they need to stop walking?

COMPREHENSION PASSAGE 2

Directions: Read the passage and answer the questions.

Michael and his brother, Dan, went to the movies on Saturday. They wanted to see the new action movie. When they got to the ticket booth, they were told that the action movie was sold out! They were disappointed, but then Dan said that the comedy looked good. Michael agreed, so they saw that movie instead. Even though their day didn't go as planned, they still enjoyed the popcorn and the movie.

Questions:

1. Who went to the movies?
2. When did they go?
3. What was the problem when they arrived at the ticket booth?
4. Who suggested a comedy instead?
5. What did they enjoy?

COMPREHENSION PASSAGE 3

Directions: Read the passage and answer the questions.

Jennifer was walking down the hallway at school when she slipped on a puddle of water that she didn't see. She landed on her elbow and heard a crack. Her mom rushed her to the hospital, where they took x-rays and found that her elbow was broken. She got a cast and chose purple for the covering. Her friends had fun signing it.

Questions:

1. Where did Jennifer slip?
2. What did she slip on?
3. Who rushed her to the hospital?
4. What color cast did she get?
5. Who signed her cast?

COMPREHENSION PASSAGE 4





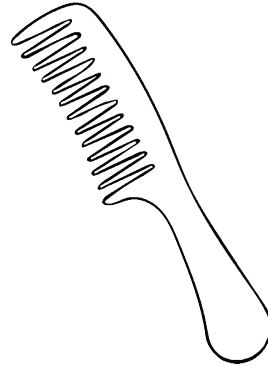
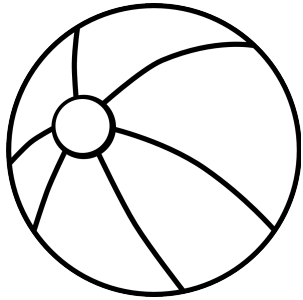
Directions: Read the passage and answer the questions.

Melvin's family is moving to a new state. He is starting a new school today and is really nervous. He meets his teacher Mrs. Henry who gives him a new folder and reading log. He sits next to a boy named Edward. Edward has the same backpack as Melvin! He learns about magnets in science and does an experiment. When he gets home, he tells his dad that his first day was good.

Questions:


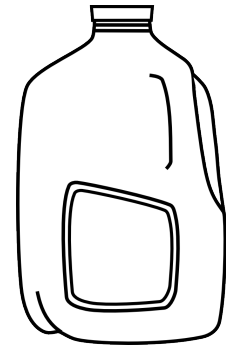


1. What is Melvin starting today?
2. Who is his teacher?
3. What does she give him?
4. What do Edward and Melvin have in common?
5. What does Melvin learn about in science?

FOLLOWING DIRECTIONS 1



1. Color the animal red.
2. Cross out the comb.
3. Color the round object green.
4. Draw a square around the item of clothing.
5. Circle the boat.

FOLLOWING DIRECTIONS 2



1. Color the drink purple.
2. Circle the number.
3. Cross out the fruit.
4. Draw a square around the wagon.
5. Color the dime orange.

YOUTUBE VIDEOS & QUESTIONS 1

Directions: Click the links which are YouTube videos. Watch the video and then answer the questions.

Pip: <https://www.youtube.com/watch?v=07d2dXHYb94>

1. How is Pip feeling at the beginning of the movie?
2. What kind of school is Pip at?
3. How is the teacher feeling when she keeps tripping?
4. What happens on exam day?
5. How does Pip help the blind woman?
6. How does Pip feel at the end of the movie?

Watermelon: <https://www.youtube.com/watch?v=ITxn2BuqyzU>

1. What does mom remind the boy?
2. What does the boy do anyway?
3. Why does the boy become upset?
4. Why is the boy running away?
5. What does the boy start to look like?

YOUTUBE VIDEOS & QUESTIONS 2

Directions: Click the links which are YouTube videos. Watch the video and then answer the questions.

Coin Operated: <https://www.youtube.com/watch?v=5L4DQfVIcdg>









1. What is the boy playing with?
2. How is he feeling when he sees the rocket ride?
3. What do you think the boy wants to be when he grows up?
4. What is wrong with the ride?
5. What do you think he is making?
6. Why is he selling lemonade?
7. How does the man feel when he thinks the ride doesn't work?
8. What is the lesson?

Take Me Home: https://www.youtube.com/watch?v=D_Rx4qZ8QRc

1. How is the dog feeling in the beginning?
2. Why does the beagle try to make himself look like a poodle?
3. What happens when the girl tries to put the collar on the poodle?
4. How does the dog feel at the end?
5. What do you think will happen next?

CREATE A SENTENCE

Directions: Say a sentence for each picture.



DESCRIBING

Directions: Tell 3 things about each item.

